



Apparel Export Promotion Council

AEPC's Assistance programme for Remote E-voting, in compliance to  
Companies Act 2013 for the 45<sup>th</sup> AGM of AEPC through Video  
Conferencing.

Date : 27/09/2024 (Friday) at 11:00 A.M

# E-voting system

- In compliance with the provisions of Section 108 of the Act and the Rules framed there under, the Members are provided with the facility to cast their vote electronically, through the e-voting services provided by NSDL(National Securities Depository Limited) for holding of 45<sup>th</sup> AGM on 27/09/2024(Friday) through video conferencing.
- The member will receive an e-mail from NSDL an Agency appointed by Council, as per Rule 20 of the Companies (Management & Administration) Amendment Rules 2015, relating to e-voting on only one resolution, i.e. Adoption of Annual Accounts of Financial Year 2023-24.

# Summary of steps

Sr. No.	Description
1	Open e-mail and also open attached PDF viz. "Apparel Export Promotion Council.pdf" with your Membership ID (RCMC No.) as password. The said PDF file <b>contains your user ID and password for e-voting.</b>
2	Open the Internet Browser( like Internet explorer, Firefox, Chrome etc.) and type <a href="http://www.evoting.nsdl.com">www.evoting.nsdl.com</a> in the address bar of your browser.
3	The Home screen will be displayed. Select the <b>Shareholder "Login"</b>
4	Enter " <b>User Id</b> " and " <b>Password</b> " provided to you in the email sent by NSDL ( <b>Refer to step No.1</b> )
5	Now Go to " <b>e-voting</b> " icon and select " <b>Active E-voting Cycles</b> " as shown below.
6	<p>The screen will be displayed with active evoting cycles. User may select the e-voting cycle for voting by clicking on the hyperlink of "<b>EVEN</b>" (<b>E Voting Event Number</b>).</p> <p>There will be one EVEN (131700) which is being created for casting of vote upon resolution No. 1 as set out in the notice dated 02/09/2024.</p>

## Contd.

7	After selecting the EVEN (131700) the details of the EVEN will be displayed.
8	The Even (131700) is related to resolution No. 1 as set out in the notice dated 02/09/2024. User shall cast the vote by selecting the option, I/we assent/ dissent to the resolution as shown on there and click on submit. In case vote is not to be casted or to deselect the option for a resolution then select “ <b>Reset</b> ” button.
9	The user has an option to vote on resolution during the remote e-voting period start date (24/09/2024– 9 A.M.) and end date (26/09/2024- 5 P.M.).

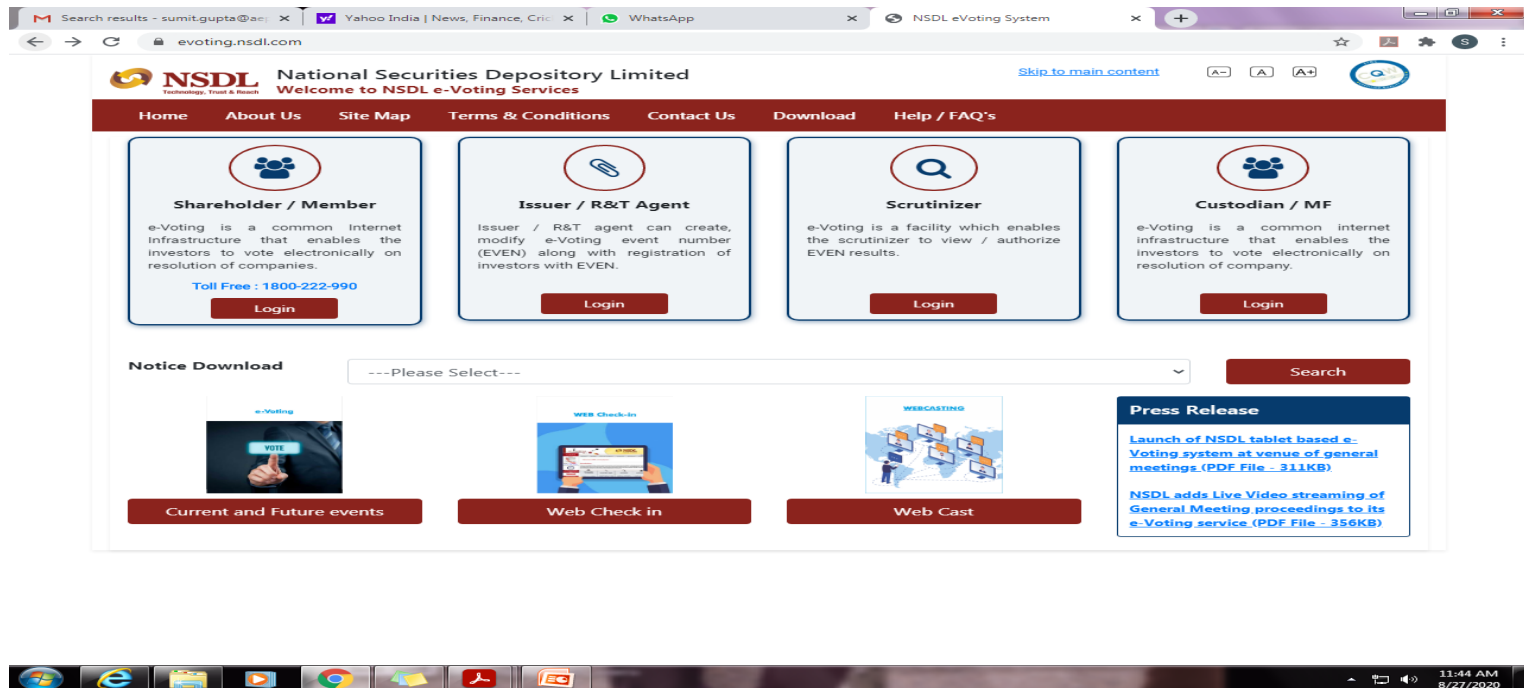
# Steps of E-voting

# Step 1

- Open e-mail received from NSDL and also open attached PDF viz. “Apparel Export Promotion Council.pdf” with your Membership ID (RCMC No.) as password. The said PDF file **contains your user ID and password for e- voting.**
- Login to E-voting website – open the internet browser & type [www.evoting.nsdl.com](http://www.evoting.nsdl.com) in address bar of the browser.

# Step 2

The Home screen will be displayed. Select the **Shareholder/Member** “Login” as shown below.




# Step 3

- After selecting the Shareholder/Member login as shown above the following screen would appear.

**Shareholders/Members Login** [Skip to main content](#)

User Id :=

Login Type :=  Password  
 OTP

Verification Code := 

Password :=   
(Enter Text from Image)

Use Virtual Keyboard(For Password)

)	~	+	^	@	\$	#	%	&	(	_	!	*
`	9	7	8	6	3	1	2	5	0	4	-	=
t	w	q	e	r	o	i	u	p	y	}		{
s	d	a	g	f	k	l	h	j	]	[	/	\
z	c	v	x	m	b	n	;	'	<	>	"	:
CAPS LOCK			CLEAR				BACKSPACE			?	.	,

\*  I hereby agree to all [Terms and Conditions](#)

[Forgot User Details/Password?](#) [Physical User Reset Password?](#)

©2011 National Securities Depository Limited. All rights reserved. Best viewed in Internet Explorer 8.0,1024 x 768 resolution.

[Home](#) | [About Us](#) | [Site Map](#) | [Terms & Conditions](#) | [Contact Us](#) | [Help/ FAQ's](#) | [Search](#) | [Policy](#) | [Site Update Date : 25-09-2019](#)



# Step 4


Enter “User Id” and “Password” provided to you in the email sent by NSDL (Refer to step No.1) and click on “Login” button as shown below.

Members can also use the OTP (One Time Password) based login for casting the votes on the e-Voting system of NSDL.

**e-Voting** **NSDL**  
**Shareholders/Members Login** [Skip to main content](#)

User Id :\*

Login Type :\*  Password  OTP

Verification Code :\*  [Play Audio](#)

Password :\*

Use Virtual Keyboard(For Password) [ShuffleOn](#)

)	~	+	^	@	\$	#	%	&	(	_	!	*
`	9	7	8	6	3	1	2	5	0	4	-	=
t	w	q	e	r	o	i	u	p	y	}		{
s	d	a	g	f	k	l	h	j	]	[	/	\
z	c	v	x	m	b	n	:	'	<	>	"	:
CAPS LOCK			CLEAR				BACKSPACE			?	-	,

\*  I hereby agree to all [Terms and Conditions](#)

[Login](#) [Reset](#)

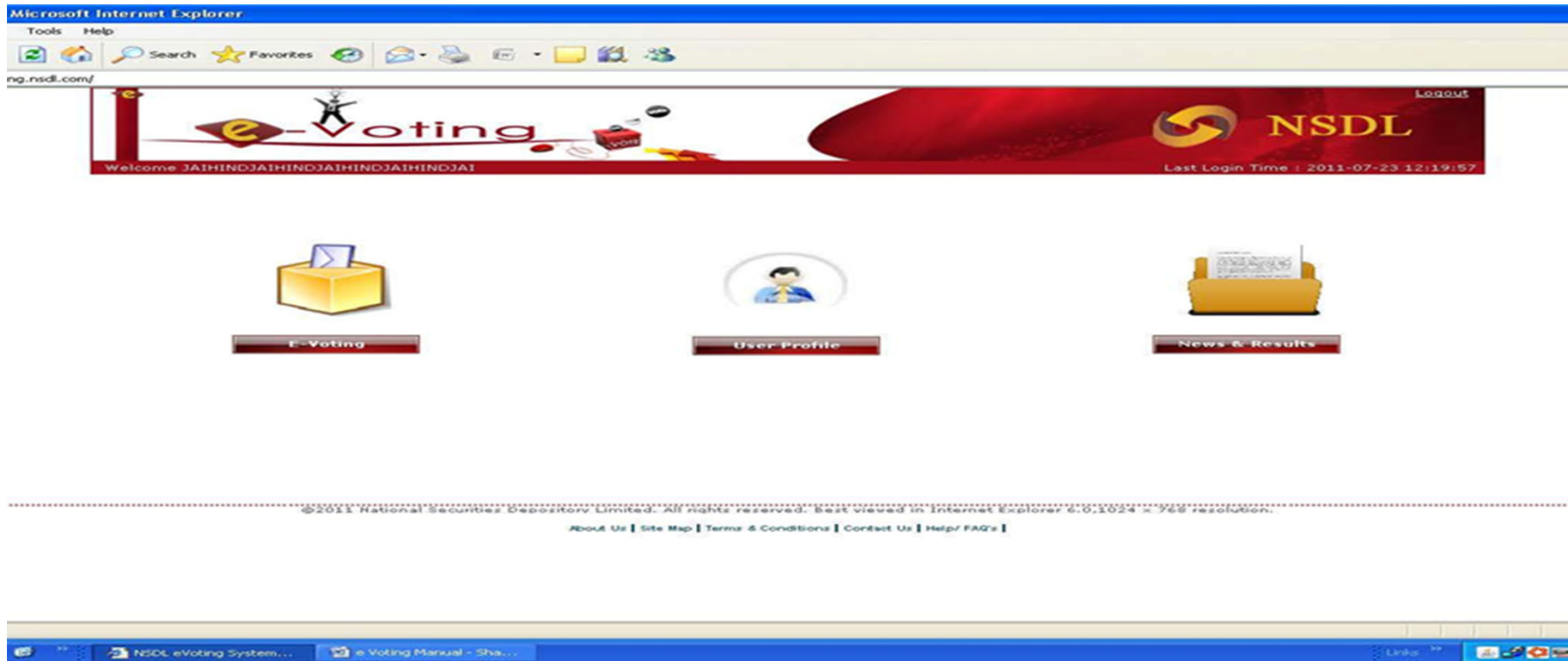
[Forgot User Details/Password?](#) [Physical User Reset Password?](#)

©2011 National Securities Depository Limited. All rights reserved. Best viewed in Internet Explorer 8.0,1024 x 768 resolution.

[Home](#) | [About Us](#) | [Site Map](#) | [Terms & Conditions](#) | [Contact Us](#) | [Help/FAQ's](#) | [Search](#) | [Policy](#) | [Site Update Date : 25-09-2019](#)

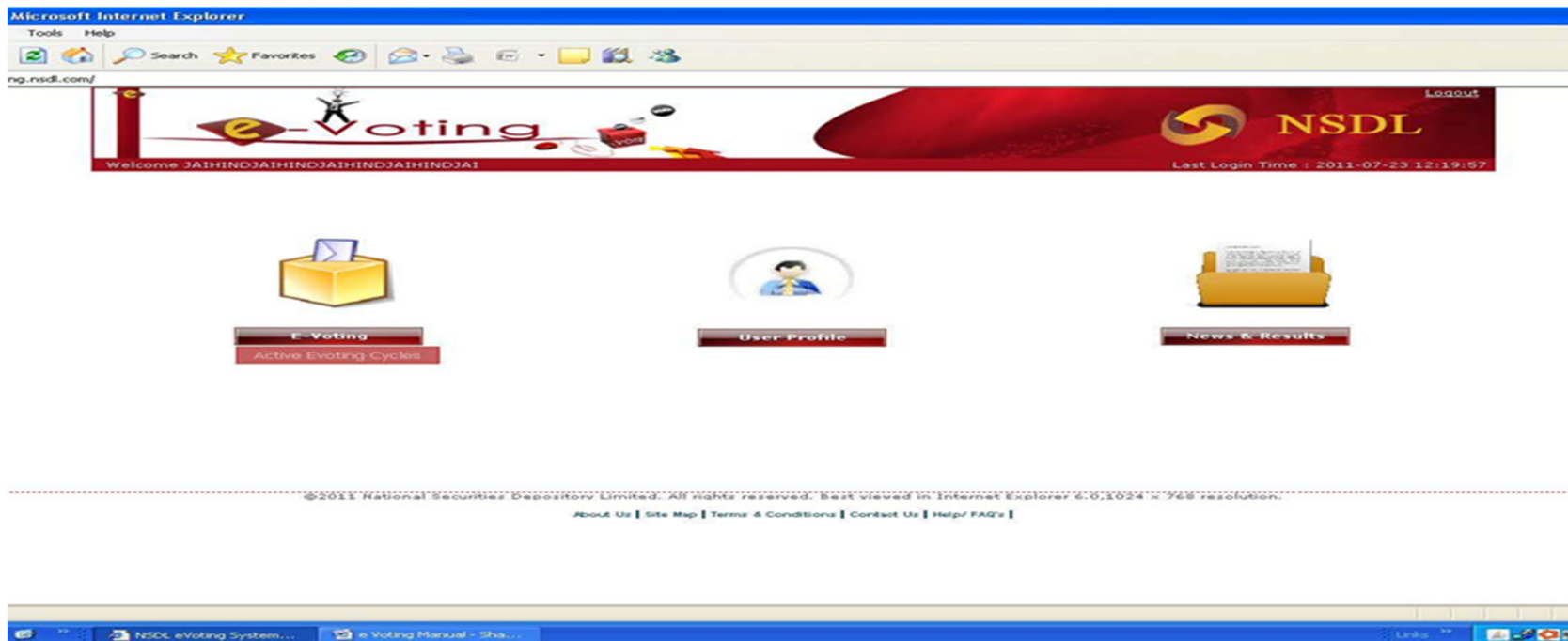
# Step 5

After Login the following screen will be displayed



# Step 6

Go to “e-voting” icon and select “Active Evoting Cycles” as shown below.



# Step 7

- The following screen will be displayed with active e-voting cycles. User may select the e-voting cycle for voting by clicking on the hyperlink of "EVEN" (E Voting Event Number) 127340.



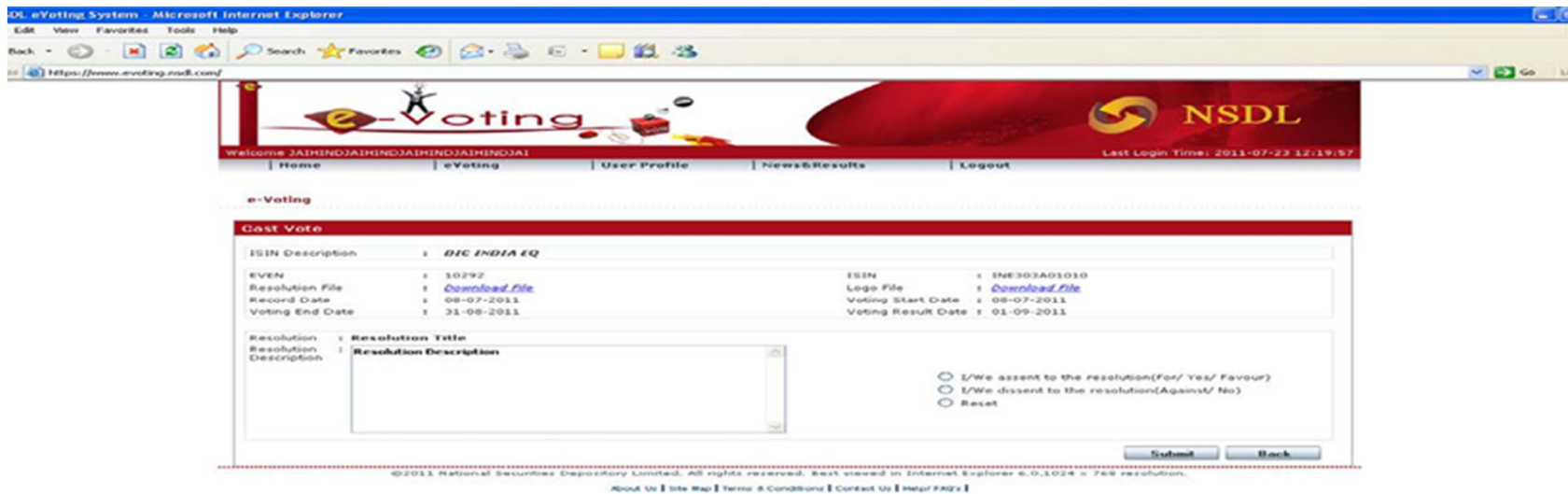
The screenshot displays the NSDL e-Voting portal interface. At the top, there is a banner with the "e-Voting" logo and the NSDL logo. Below the banner, a navigation menu includes "Home", "e-Voting", "User Profile", "News&Results", and "Logout". The main content area is titled "View e-Voting Cycles / VC or OAVM" and contains a table with the following data:

EVEN	ISIN	Company Name	Start Date	End Date	Result Date	Cut-Off Date	Holdings On Record Date	e-Voting Status	Join General Meeting	AGM Docs
108080	IND960A01029	TEST EVEN	09-06-2020 1:00	18-06-2020 15:00	24-06-2020	25-01-2016	10,000	Vote Pending	<a href="#">VC/OAVM</a>	

Even 131700 will be displayed for casting of vote upon resolution No. 1 as set out in the notice dated 02/09/2024 i.e. Adoption of Annual Accounts of Financial Year 2023-24.

# Step 8

After selecting the EVEN No. 131700, the details of the EVEN shall be displayed.



Resolution 1 will appear i.e. Adoption of Annual Accounts of Financial Year 2023-24. User shall cast the vote by selecting the option, I/we assent/dissent to the resolution and click on submit. In case vote is not to be casted Or to deselect the option for a resolution then select "Reset" button.

# Step 9

- Click on “Confirm” button to confirm the caste of vote as shown below

The screenshot shows the NSDL e-Voting system interface. The browser window title is "Microsoft Internet Explorer" and the address bar shows "hg.nsd.com/". The page header includes the NSDL logo and the text "e-Voting". Below the header, there is a navigation menu with links for Home, eVoting, User Profile, News&Results, and Logout. The main content area is titled "e-Voting" and contains a "Cast Vote" section. This section displays the following information:

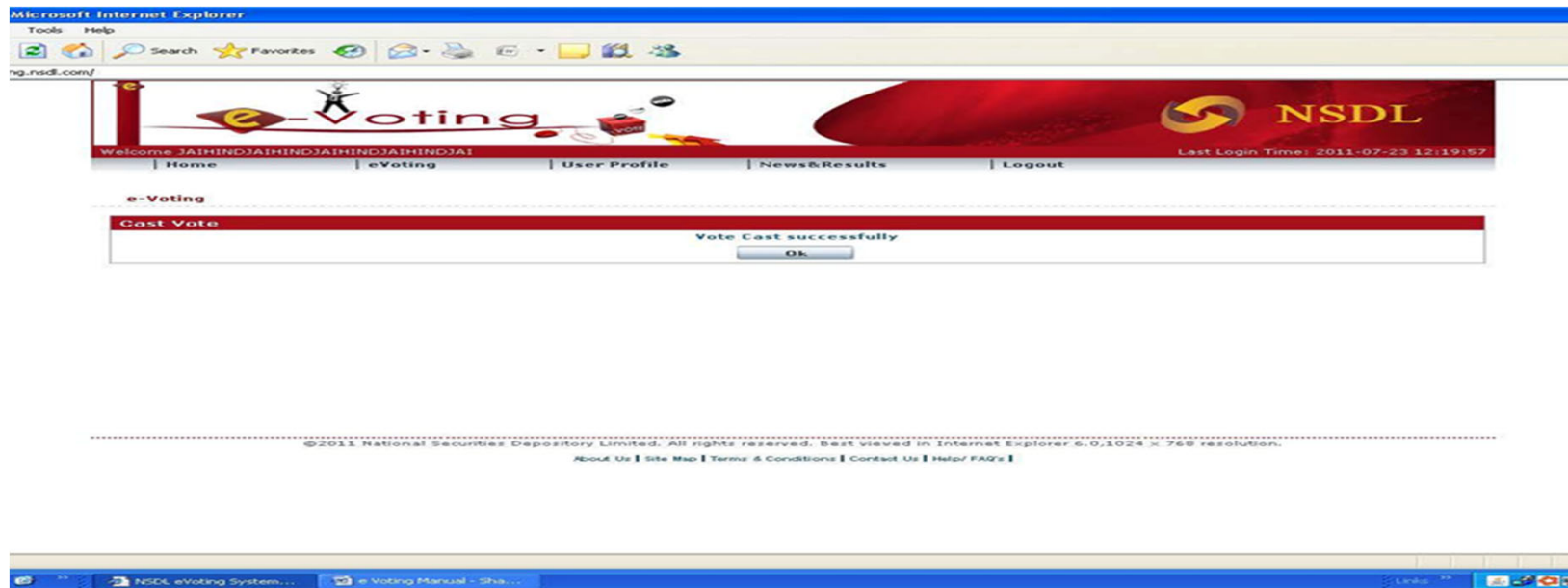
ISIN Description	: DIC INDIA EQ
EVEN	: 10292
Resolution File	: <a href="#">Download File</a>
Record Date	: 08-07-2011
Voting End Date	: 31-08-2011
ISIN	: INE303A01010
Logo File	: <a href="#">Download File</a>
Voting Start Date	: 08-07-2011
Voting Result Date	: 01-09-2011

Below the table, there is a section for "Resolution Title" and "Resolution Description". The "Resolution Description" field is currently empty. To the right of this field, there is a radio button with the text "I/We assent to the resolution(For/ Yes/ Favour)". At the bottom right of the "Cast Vote" section, there are two buttons: "Confirm" and "Back".

At the bottom of the page, there is a copyright notice: "©2011 National Securities Depository Limited. All rights reserved. Best viewed in Internet Explorer 6.0.1024 x 768 resolution." and a footer with links for "About Us", "Site Map", "Terms & Conditions", "Contact Us", and "Help/FAQ's".

# Step 10

Upon confirmation, the message “Vote cast successfully” will be displayed as shown below.



On click to OK button, the system will reach on home screen

# Pl. Note The following

1. No Even is being created for election of Executive Committee Member at 44th AGM, since the number of available vacancy from each region i.e West, North & South (Three each from West, North & South) are equal to the number of nominations received (Three each from West, North & South).
2. Once the vote on the resolutions is cast, the Member shall not be allowed to change it subsequently.
3. In case of any queries, you may refer the Frequently Asked Questions (FAQs) - Shareholders and e- voting user manual – Shareholders, available at the downloads section of [www.evoting.nsd.com](http://www.evoting.nsd.com) or call on 022 - 48867000 / 022 24997000.
4. The Members who will cast their vote by remote e-voting prior to the meeting, may also attend the meeting but shall not be entitled to cast their vote again.



# Disclaimer

- This effort is to facilitate the members & to strengthening of working while e-voting.
- During the Presentation, the rules & Regulations remains same as already communicated in notice. Any clarification can be directly address to NSDL.